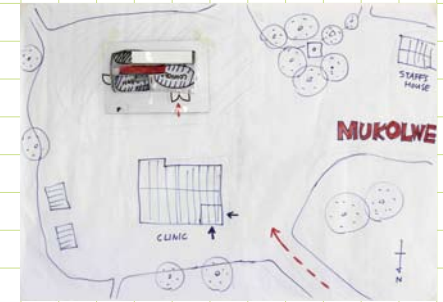


STEP 4

Design the building


Make a model and draw a plan

It's finally time to design your building. Cut out the attached model kit and follow the instructions to make a model on top of your map.



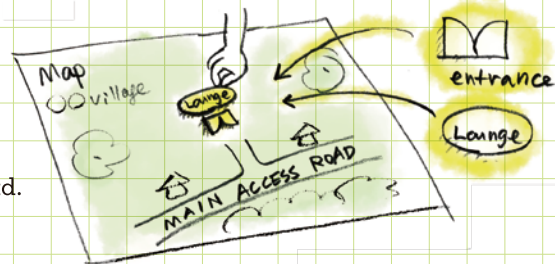
1

Cut out the parts to build the container.



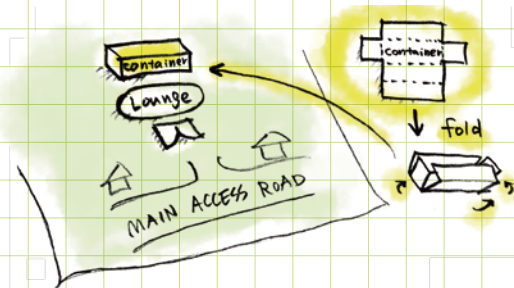
2

Place the building entrance and lounge towards the main access road.



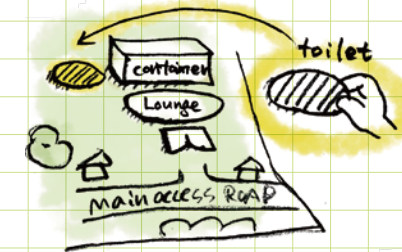
3

Place the container at the back towards the lounge.




4

Place the toilet at the very back where it is out of sight.



5

Place the kitchen near the lounge. Also add the doorways, linked by a passageway.



6

Once the layout is complete, enclose it in walls and place the roof on top.

