


# STEP 3

## Remember key points

Now, let's learn this song! This goes through the key points to be considered when designing a Maternity Waiting House.




1 If you wanna make a maternity house...




2 Choose the site.




3 Put container and 3 others into a square.




4 Cover them all by a big roof.



5 And finish with beautiful drawings!




6 Entrance should face to approach.




7 Lounge needs sunshine and wind.





8 Container next to lounge divided into 4 rooms.



9 Bathroom should be at the back.



10 Kitchen needs enough ventilation.



1. Kuchi keni mwea kashi, ifi tenge wapa kwia ke san da.  
(listen to this song, if you wanna make a maternity house.)



Findo filia, mule weno kwashi ka pakwi wahi la.  
(then, you need to choose a site first.)